

StarWind Management Console

vSphere Web Plug-in

Installation Guide

MARCH 2017

TECHNICAL PAPER

V1.0



Trademarks

“StarWind”, “StarWind Software” and the StarWind and the StarWind Software logos are registered trademarks of StarWind Software. “StarWind LSF5” is a trademark of StarWind Software which may be registered in some jurisdictions. All other trademarks are owned by their respective owners.

Changes

The material in this document is for information only and is subject to change without notice. While reasonable efforts have been made in the preparation of this document to assure its accuracy, StarWind Software assumes no liability resulting from errors or omissions in this document, or from the use of the information contained herein. StarWind Software reserves the right to make changes in the product design without reservation and without notification to its users.

Technical Support and Services

If you have questions about installing or using this software, check this and other documents first - you will find answers to most of your questions on the [Technical Papers](#) webpage or in [StarWind Forum](#). If you need further assistance, please [contact us](#).

Copyright ©2009-2017 StarWind Software Inc.

No part of this publication may be reproduced, stored in a retrieval system, or transmitted in any form or by any means, electronic, mechanical, photocopying, recording or otherwise, without the prior written consent of StarWind Software.

In 2016, Gartner named StarWind “Cool Vendor for Compute Platforms”.

Gartner does not endorse any vendor, product or service depicted in its research publications, and does not advise technology users to select only those vendors with the highest ratings or other designation. Gartner research publications consist of the opinions of Gartner's research organization and should not be construed as statements of fact. Gartner disclaims all warranties, expressed or implied, with respect to this research, including any warranties of merchantability or fitness for a particular purpose.

About StarWind

StarWind is a pioneer in virtualization and a company that participated in the development of this technology from its earliest days. Now the company is among the leading vendors of software and hardware hyper-converged solutions. The company's core product is the years-proven StarWind Virtual SAN, which allows SMB and ROBO to benefit from cost-efficient hyperconverged IT infrastructure. Having earned a reputation of reliability, StarWind created a hardware product line and is actively tapping into hyperconverged and storage appliances market. In 2016, Gartner named StarWind “Cool Vendor for Compute Platforms” following the success and popularity of StarWind HyperConverged Appliance. StarWind partners with world-known companies: Microsoft, VMware, Veeam, Intel, Dell, Mellanox, Citrix, Western Digital, etc.

Contents

Introduction.....	4
Required Components.....	5
Deployment quick steps.....	6
Conclusion	8
Contacts	9

Introduction

This document describes the installation process for the StarWind Management Console vSphere Web plugin.

StarWind Management Console vSphere Web plugin provides a possibility to manage StarWind-based infrastructure from the vSphere Web Client.

A full set of up-to-date technical documentation can always be found [here](#), or by pressing the Help button in the StarWind Management Console.

For any technical inquiries please visit our [online community](#), [Frequently Asked Questions](#) page, or use the [support form](#) to contact our technical support department.

Required Components

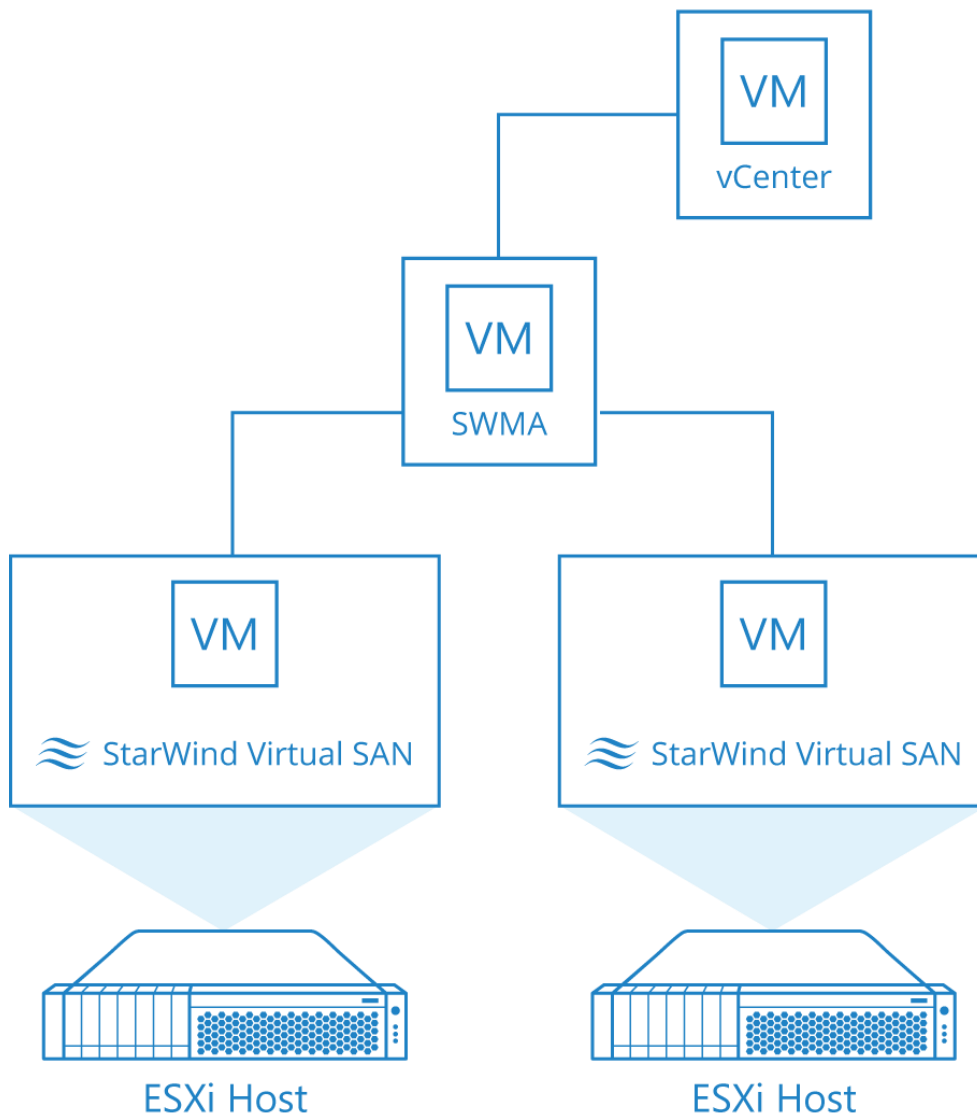
- **StarWind Web Management Appliance (SWMA)**

Linux virtual machine that has all the necessary binaries required for remote management operations and vSphere plugin integration.

OR

- **Gateway Virtual Machine (StarWind Management Console Thin Client)**

Gateway virtual machine accepts incoming HTTP connections.



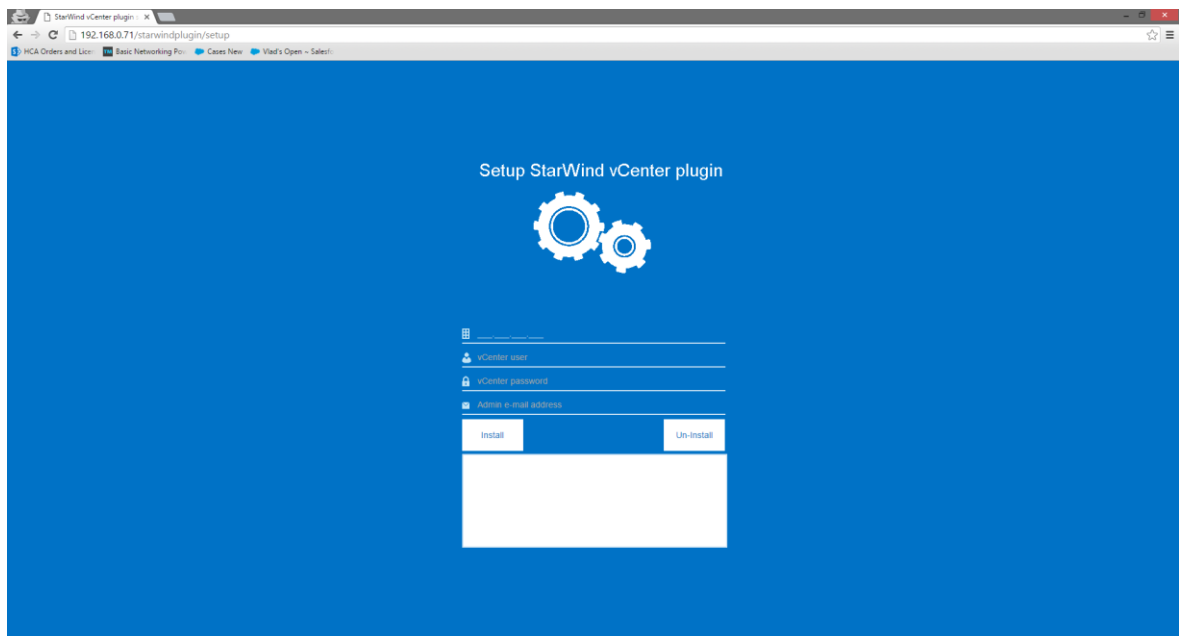
Deployment quick steps

The following steps assume that either **StarWind Web Management Appliance (SWMA)** or **Gateway Virtual Machine (a component of StarWind Management Console “Thin” Client)** has already been deployed according to the guides found on StarWind website.

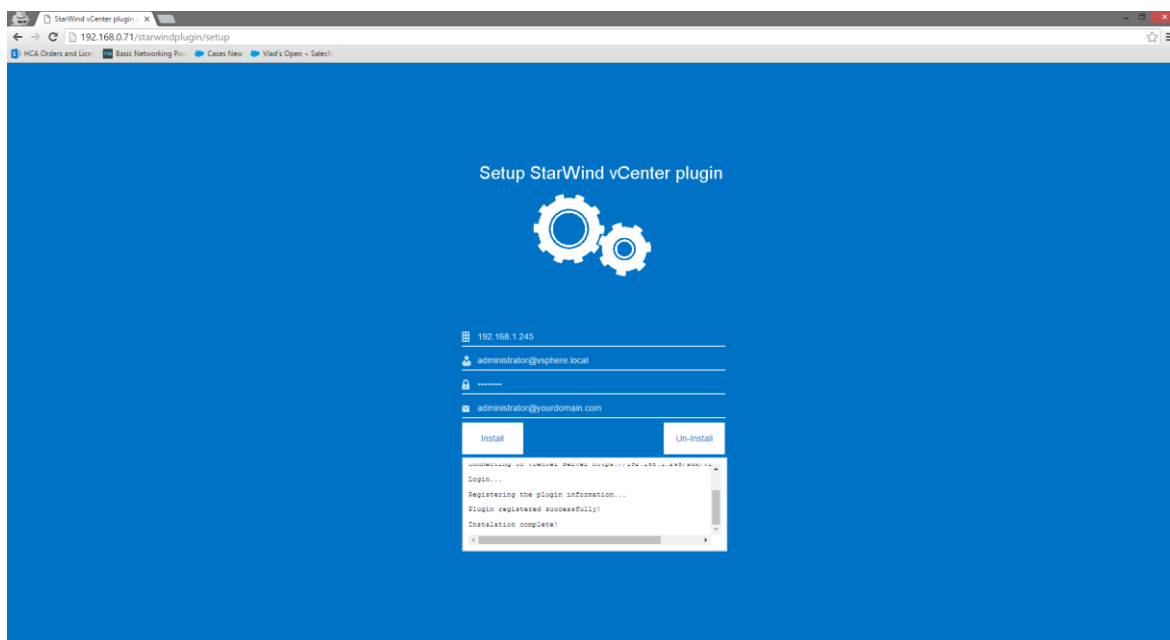
1. Open your web browser and enter the IP address or hostname of either **SWMA** or **Gateway VM** followed by “/starwindplugin/setup”.

Example URL: http://%youripaddress%/starwindplugin/setup_v6

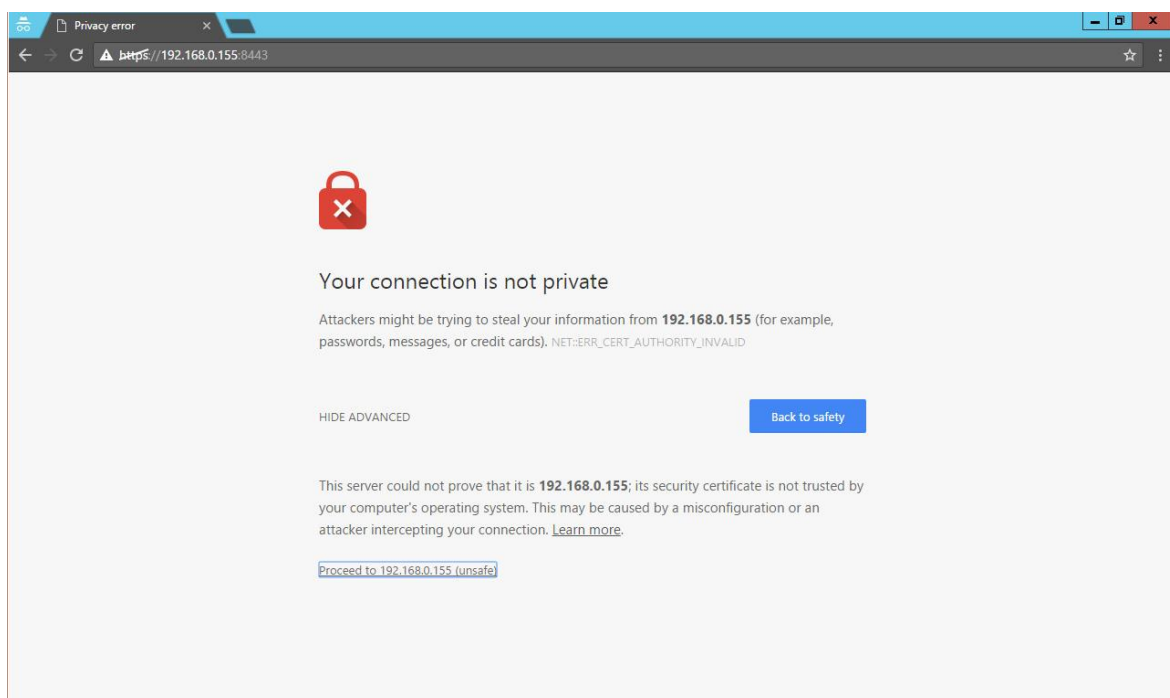
By following the aforementioned URL, you will find the **“Setup StarWind vCenter Plugin”** page:



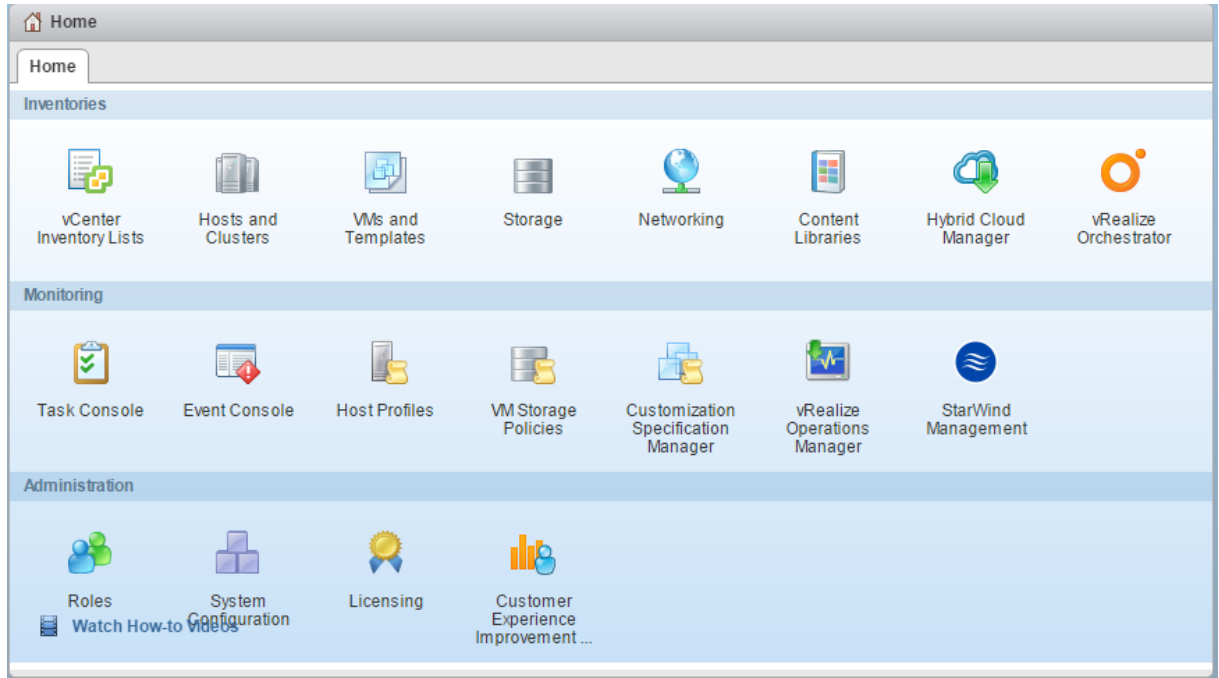
- Specify vCenter IP address, vCenter Administrator account, and your e-mail and then press the **Install** button. You will receive a message that reads **"Installation complete"** if the registration of the plugin was successful:



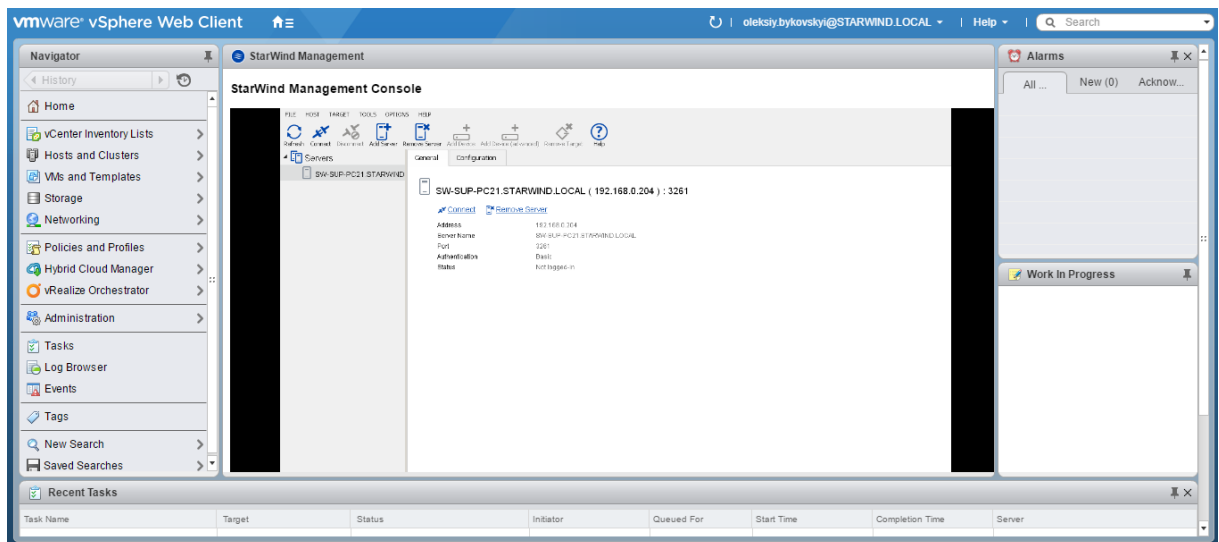
- Open your web browser and enter the IP address or hostname of either **SWMA** or **Gateway VM in the** following way: <https://%youripaddress%:8443>
- Click **Proceed to %youripaddress%** to accept the certificate from this web-site.



- Having installed the plugin, log-in to your **vSphere Web Client** and you will see the **StarWind Management** button on the home page.









Now after configuration is finished you can use all StarWind Management Console features from vSphere Web Client:



Conclusion

By following these instructions, you will successfully install StarWind Management Console vSphere Web plugin to control your StarWind-based infrastructure with VMware management resources.

Contacts

US Headquarters	EMEA and APAC
 1-617-449-7717	 +44 20 3769 1857 (UK)
 1-617-507-5845	 +49 302 1788 849 (Germany)
	 +33 097 7197 857 (France)
	 +7 495 975 94 39 (Russian Federation and CIS)
	 1-866-790-2646

Customer Support Portal: <https://www.starwind.com/support>

Support Forum: <https://www.starwind.com/forums>

Sales: sales@starwind.com

General Information: info@starwind.com



StarWind Software, Inc. 35 Village Rd., Suite 100, Middleton, MA 01949 USA www.starwind.com

©2017, StarWind Software Inc. All rights reserved.