Quick Start Guide:

Creating Standalone Device with StarWind Virtual SAN Free

FEBRUARY 2017

TECHNICAL PAPER

Windows Server 2012 R2 Certified
vmware READY
CITRIX ready

Trademarks

"StarWind", "StarWind Software" and the StarWind and the StarWind Software logos are registered trademarks of StarWind Software. "StarWind LSFS" is a trademark of StarWind Software which may be registered in some jurisdictions. All other trademarks are owned by their respective owners.

Changes

The material in this document is for information only and is subject to change without notice. While reasonable efforts have been made in the preparation of this document to assure its accuracy, StarWind Software assumes no liability resulting from errors or omissions in this document, or from the use of the information contained herein. StarWind Software reserves the right to make changes in the product design without reservation and without notification to its users.

Technical Support and Services

If you have questions about installing or using this software, check this and other documents first - you will find answers to most of your questions on the Technical Papers webpage or in StarWind Forum. If you need further assistance, please contact us.

Copyright ©2009-2017 StarWind Software Inc.

No part of this publication may be reproduced, stored in a retrieval system, or transmitted in any form or by any means, electronic, mechanical, photocopying, recording or otherwise, without the prior written consent of StarWind Software.

In 2016, Gartner named StarWind "Cool Vendor for Compute Platforms".

Gartner does not endorse any vendor, product or service depicted in its research publications, and does not advise technology users to select only those vendors with the highest ratings or other designation. Gartner research publications consist of the opinions of Gartner's research organization and should not be construed as statements of fact. Gartner disclaims all warranties, expressed or implied, with respect to this research, including any warranties of merchantability or fitness for a particular purpose.

About StarWind

StarWind is a pioneer in virtualization and a company that participated in the development of this technology from its earliest days. Now the company is among the leading vendors of software and hardware hyper-converged solutions. The company's core product is the years-proven StarWind Virtual SAN, which allows SMB and ROBO to benefit from cost-efficient hyperconverged IT infrastructure. Having earned a reputation of reliability, StarWind created a hardware product line and is actively tapping into hyperconverged and storage appliances market. In 2016, Gartner named StarWind "Cool Vendor for Compute Platforms" following the success and popularity of StarWind HyperConverged Appliance. StarWind partners with world-known companies: Microsoft, VMware, Veeam, Intel, Dell, Mellanox, Citrix, Western Digital, etc.

Contents

Introduction 4
Implementation 5
Contacts 8

Introduction

StarWind Virtual SAN Free creates a fault tolerant and high performing storage pool by mirroring local disks and flash between hypervisor servers, eliminating any need in physical share storage. It offers all the features of StarWind VSAN and is shipped with a number of ready to use Powershell scripts allowing to quickly deploy the Virtual SAN infrastructure and configure most of its features. StarWind Virtual SAN Free utilizes all the industry-standard uplink protocols like iSCSI, SMB3, NFS and the latest iSER and NVMf. It deploys both hyper-converged and "compute and storage separated" scenarios and is completely functional and allowed for production use.

This guide is intended for experienced Windows Server users and administrators who are willing to create the standalone device that will run on top of Windows Server 2012 R2 using StarWind Virtual SAN Free.

A full set of up-to-date technical documentation can always be found here, or by pressing the Help button in the StarWind Management Console.

For any technical inquiries please visit our online community, Frequently Asked Questions page, or use the support form to contact our technical support department.

Implementation

1. Open the folder that contains StarWind PowerShell samples.

By default samples are located in the following folder:
C:\Program Files\StarWind Software\StarWind\StarWindX\Samples\powershell.

2. Locate the file named CreateImageFile.ps1 and copy it to any other place for further editing.

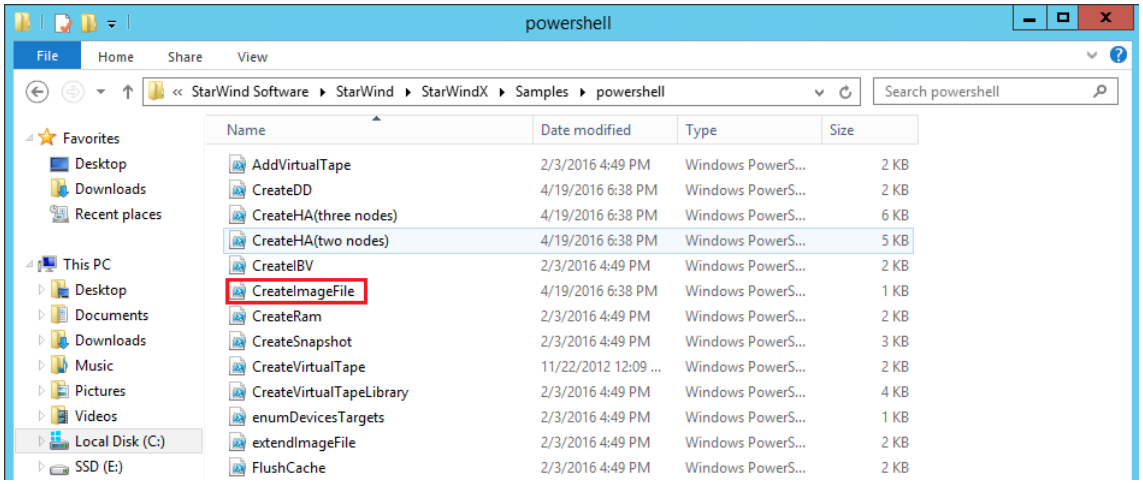

3. Open the file CreateImageFile.ps1 via PowerShell ISE (or any other text editor) and change the values marked with red.

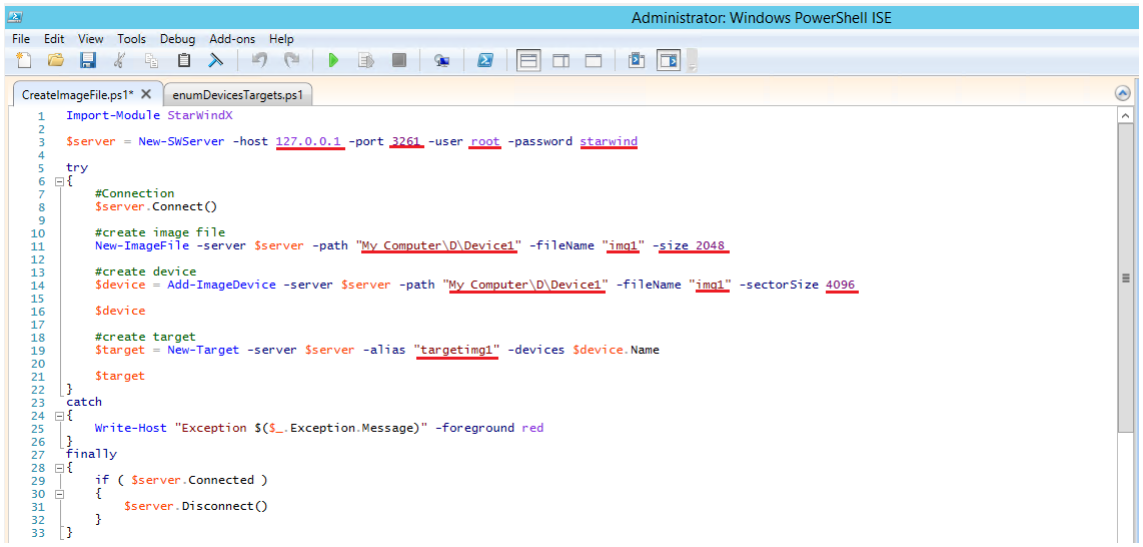

- *host; Enter the IP address of the host that has StarWind Service installed;*
- *port; Enter the StarWind service connection port number (3261 by default);*

- *user and password; Enter the StarWind username and password (default values are: username: root, password: starwind);*
- *#create image file*
- *path; Enter the path to an existing directory where image file will be located;*
- fileName*; Enter image file name.*
- size*; Enter image file size in megabytes;*
- *#create device*
- *path; Has to be equal to the value path in the #create image file section;*
- fileName*; Has to be equal to the value* fileName *in the #create image file section;*
- sectorSize*; Enter Device sector size (512 for ESXi or 4096 for Hyper-V, SOFS);*
- *#create target*
- alias*; Enter Target alias.*

4. Run the script. After the device is created, you should see the following:

5. In order to list all the devices and targets on the StarWind host, run enumDevicesTargets.ps1 script.

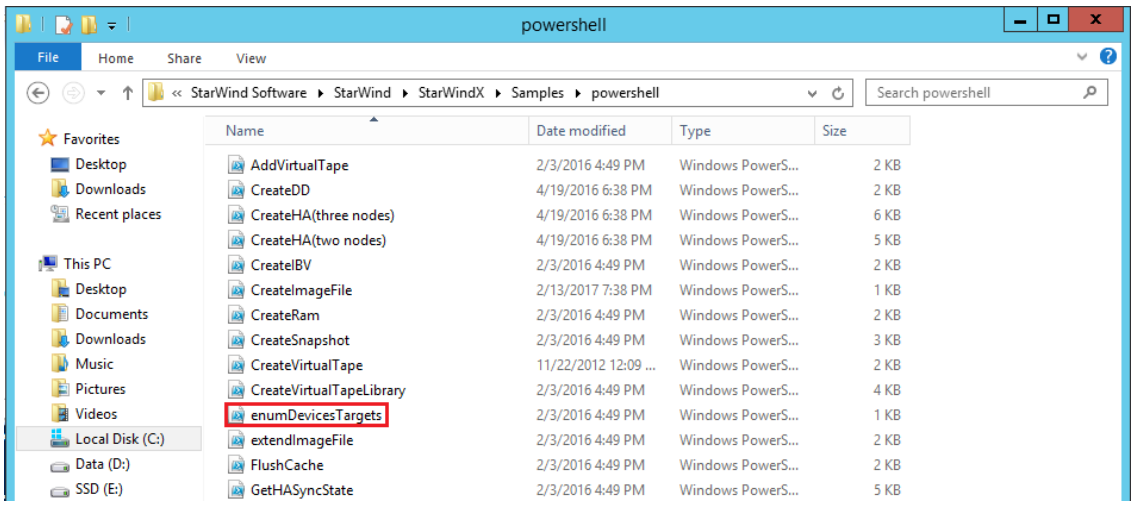

Make sure to modify the values marked with a red line in order to fit your setup (host IP, port, user, password), save the script and run it.

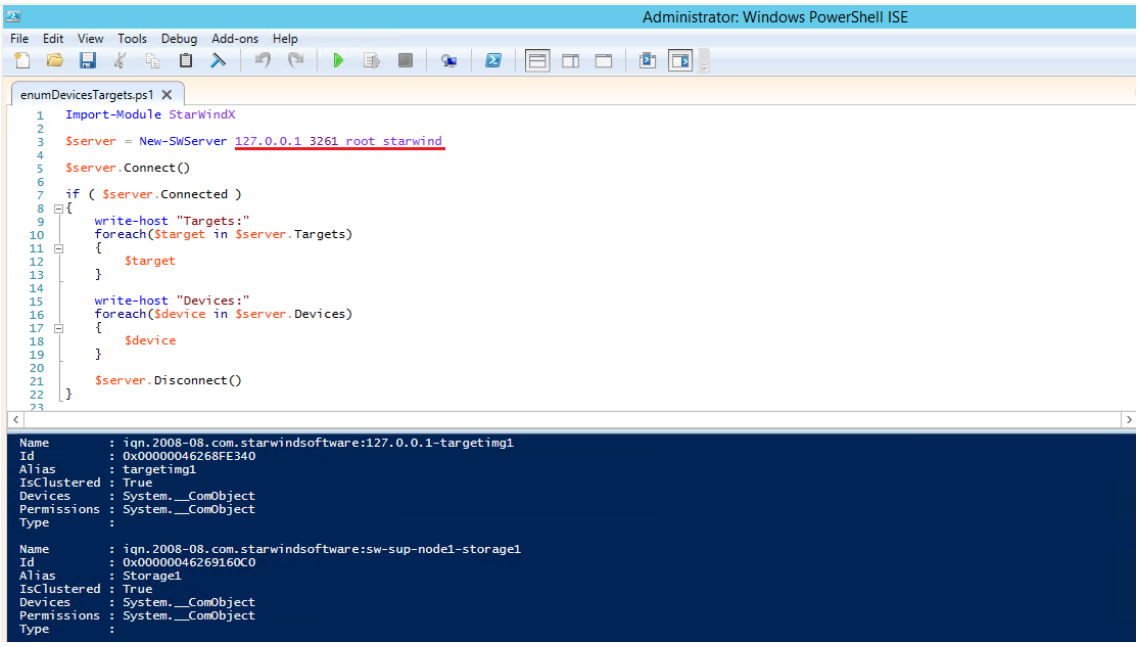

Contacts

US Headquarters	EMEA and APAC
1-617-449-7717	+44 20 3769 1857 (UK)
1-617-507-5845	+49 302 1788 849 (Germany)
	+33 097 7197 857 (France)
	+7 495 975 94 39 (Russian Federation and CIS)
	1-866-790-2646

Customer Support Portal: https://www.starwind.com/support
Support Forum: https://www.starwind.com/forums
Sales: sales@starwind.com
General Information: info@starwind.com

StarWind Software, Inc. 35 Village Rd., Suite 100, Middleton, MA 01949 USA www.starwind.com
©2017, StarWind Software Inc. All rights reserved.